

# Hazel

SUMMER 2 NEWSLETTER 2026




## Our final term of Reception!

This half term is always a very exciting one, filled with sunshine, lots of water activities and preparations for our move to Y1!

We look forward to our annual fruit-picking trip to Tuesley Farm and of course, Sports Day. Don't forget to pack a sunhat and water bottle each day so we can make the most of the warmer weather!



## Talk 4 Writing



For our final text of the year, we will be looking at **The Rainbow Fish**, which has a heartwarming message about the happiness that sharing can bring to yourself and others. We will use this story as an introduction before quickly

moving onto non-fiction writing. We will write about these beautiful underwater creatures while finding out more about the oceans of the world and the animals that live beneath the waves. To end our year, we will write a non-fiction book about our families.



## Maths

This half term we will be spending some more time on **addition** and introducing **subtraction** in practical contexts.

We will be working on counting backwards and forwards within 20 and then beyond.

Hazel class will also revisit doubling, odd and even numbers, bonds to 10 and sharing/grouping.



# Dates for the Diary



Our value this half term is:  
**COURAGE**

01.6.26 - INSET day  
17.6.26 - Hazel Class Assembly  
27.6.26 - Summer Fair  
29.6.26 - Fruit Farm trip  
01.7.26 - Bump Up Morning  
08.7.26 - Sports Day  
22.7.26 - End of Term



## Missing Belongings!


This year, we have had lots of requests to find missing items!

Please ensure **ALL** items are clearly named as this makes it much easier for us to help your child locate their belongings.

Please can we also remind you that toys are not to be brought into school.

## We are collecting!

Before you throw them into the recycling, Hazel class are collecting this half term:




kitchen roll tubes




egg boxes

corks

plastic tubs



## How to help at home...

-  Practise reading the **tricky words** automatically
-  Recall all the pairs of numbers that go together to make 10 e.g. 6 and 4, 3 and 7
-  Visit the library and borrow some books about our new learning theme!

